

LEGACY U-SERIES ROLL-OFF CABLE HOISTS



Holtz Industries, Inc. | 200 South Terrace Court | Newark, OH 4305
TF: 1-800-535-0104 | Web: www.holtzindustries.com

Extendable Tail (EX) cable hoists are among the most popular extendable tail models because they are ideal for areas with clearance issues that require low loading heights. EX-models do not require an ICC bumper since the tail does not protrude too far past the rear bumper when retracted in the transportation position.

- » **25,000 to 75,000 lb. capacity**
- » **Single and Tandem axle**



EX-MODELS

Standard Features

Ease of operation

- Centered cab-mount Power Tower with standard air controls for reliability and less maintenance
- Plug n' Play wiring system
- Standard outside manual controls at control valve
- Stationary rear container hold downs
- 80" extendable tail for low loading angles; 60" on single axle models
- Heavy duty pintle ready rear apron

Safety

- Split bumper with LED lighting and back-up alarm with signal light in cab
- Heavy duty safety props
- Automatic spring loaded front container locking mechanism
- Heavy duty front stops
- Minimal truck chassis modifications required
- Keep original chassis cross members and locations

* **Factory mount models**

Durability

- All pivot joints, roller assemblies and sheave blocks easily accessed for service and grease
- Frames are huck bolted to chassis*
- Shock absorbing sub-frame
- Field tested heavy duty rear hinge
- Hot phosphorous wash before a two-part epoxy primer & paint*
- Steel hydraulic tank with 3 micron return oil filtration using dual viscosity oil (MV36*); dual sight/temperature gauge and ball valve shut-off
- Limited lifetime warranty on hoist frame
- 2 year limited hydraulic system warranty

Quality

- Lean manufacturing process, along with engineering, solid modeling and stress analysis testing, ensure quality, consistent product every time
- Engineered with solid modeling to ensure maximum product quality
- Stress analysis testing
- Customized engineering layouts ensure the exact fit for each customers' chassis

Available Options

- Steel, aluminum or poly fenders
- Pioneer tarping systems
- Variety of toolbox styles and sizes
- Reverse mount (standard on single axle models) and telescopic lift cylinders (standard on UT and UH models)
- Auxiliary stops and hold down systems
- Special safety/high visibility lighting
- Auxiliary hydraulic hook-ups/wet kits
- Lift axles
- Pintle hook applications
- Speed-limiting parameters for hoist-up*
- Scale systems
- Single axle models: OR, IO, HH & EX
- Fixed tail models: OR, IO, HH & SI
- Extendable tail models: EX, XI, EH & OX
- Special models and options configurations available upon customer request

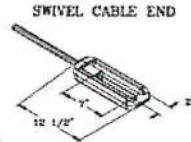
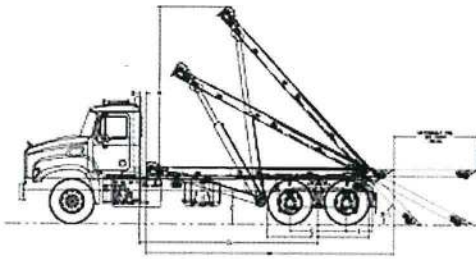


Mobile Products Division



SPECIFICATIONS

EX Series



See tail length information in chart below

Notes for chart below:

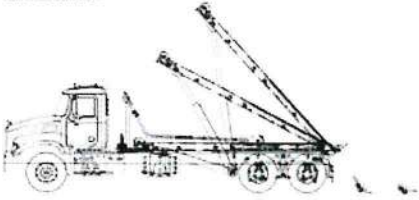
- When recommending container lengths, weight distribution, fender interference and overhang are factors. Please consult your local ordinances when determining the model of hoist needed to suit your container needs.
- Factory tested with recommended container length and water level load.
- Frame = top of truck chassis frame.
- This distance does not allow for a behind the cab (BTC) oil reservoir, tarper platform and or room to add a tarper; must add distance for those items.
- Using 22.5" tires only. For larger tires, consult representative.
- Request additional tail length for spring suspensions higher than 45".

FEATURES	SINGLE AXLE	TANDEM AXLE
Hoist main frame	8" x 3" x 3/8" A500 grade C tubing	8" x 4" x 3/8" A500 grade C tubing
Hoist subframe	4" x 3" x 1/4" A500 grade C tubing	3" x 2" x 3/16" A500 grade C tubing
Hydraulic pump	Gear type 17.5 gpm @ 1500 rpm	Gear type 35 gpm @ 1500 rpm
Operating pressure	1,850 psi	1,850 psi (1,950 psi on U75)
Hydraulic valve	2 spool / 25 gpm with safety bypass	2 spool / 45 gpm with safety bypass
Oil reservoir	17 gallon with 3 micron return filtration	50 gallon with 3 micron return filtration
Lift cylinders	2 dual acting, rod type, reverse mount	2 dual acting, rod type, forward mount
Hinge shaft	1 1/2" solid steel	2 1/2" solid steel
Winch cylinders	2 rod type, dual acting	2 rod type, dual acting
Cable / cable end	5/8" steel cable / pear eye cable end	7/8" steel cable / swivel eye cable end
Cable sheaves	10" O.D. grease grooved with bronze bearings	10" O.D. grease grooved with bronze bearings
Cable anchors	4 cable clamps	4 cable clamps
Front stops	1 1/2" plate	1 1/2" plate
Front safety lock	Automatic spring loaded	Automatic spring loaded
Rear hold downs	1 1/2" plate located for standard Wastequip containers	1" plate located for standard Wastequip containers
Outside rollers	4" O.D. with bronze bearings	4" O.D. with bronze bearings
ICC Bumper	Not required, optional equipment	Not required, optional equipment

	U2-EX-119	U2-EX-138	U3-EX-156	U3-EX-178	U5-EX-174	U5-EX-194	U75-EX-174	U75-EX-194
FEATURE	SINGLE AXLE	SINGLE AXLE	SINGLE AXLE	SINGLE AXLE	TANDEM AXLE	TANDEM AXLE	TANDEM AXLE	TANDEM AXLE
Recommended container length¹	12-14'	14-16'	16-18'	18-20'	18-22'	20-24'	18-22'	20-24'
Rated capacity²	25,000 lbs.	25,000 lbs.	30,000 lbs.	30,000 lbs.	60,000 lbs.	60,000 lbs.	75,000 lbs.	75,000 lbs.
A - Height above truck frame³	131 3/16"	143 7/8"	156 5/8"	179 5/8"	162"	180 9/16"	179 5/8"	180 9/16"
B - Back of cab to hoist⁴ (add 12" for tarper or hard plumbing)	6"	6"	6"	6"	6"	6"	6"	6"
C - Axle spread	n/a	n/a	n/a	n/a	51-55"	51-55"	51-55"	51-55"
D - Raised dump angle	51°	51°	47°	54°	47°	47°	47°	47°
D1 - Loading angle (tail fully extended)	38°	38°	38°	38°	27°	27°	27°	27°
E - Top of truck frame to ground^{5,6}	42"	42"	42"	42"	44"	44"	44"	44"
F - Tire OD to OD	n/a	n/a	n/a	n/a	96" max	96" max	96" max	96" max
G - Cab to axle (CA), cab to trunnion (CT) (add 12" for tarper or hard plumbing)	119"	138"	156"	178"	174"	194"	174"	194"
H - Hoist length	173 5/8"	190"	205 5/8"	230 1/8"	237"	257"	237"	257"
I - After frame	38 3/4"	38 3/4"	37 1/4"	38 3/4"	23-25"	23-25"	23-25"	23-25"
Lift cylinders (reverse mount on single axle models are standard); telescopic cylinder options available	5" x 3" x 54"	5" x 3" x 54"	5" x 3" x 54"	5" x 3" x 66"	6" x 4" x 72"	6" x 4" x 72"	7" x 4" x 72"	7" x 4" x 72"
Winch cylinders	5" x 3" x 54"	5" x 3" x 66"	5" x 3" x 66"	6" x 4" x 75"	7" x 4" x 80"	7" x 4" x 90"	7" x 4" x 80"	7" x 4" x 90"
Extendable tail length	60"	60"	60"	60"	80"	80"	80"	80"
Approx. weight with standard features (ship out weight used; unmounted)	5,370 lbs.	5,700 lbs.	5,920 lbs.	6,140 lbs.	7,120 lbs.	7,340 lbs.	7,300 lbs.	7,520 lbs.

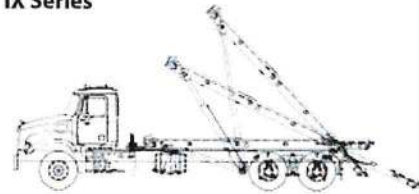
EXTENDABLE TAIL MODELS

EX Series



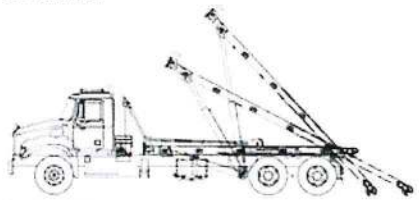
Essentially a shortened OR-model with a 80° extendable tail section that generates low loading angles and has 35.5 inch rail width.

IX Series



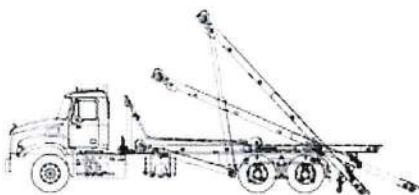
An OR/EX-model extendable tail (60°) with both inside and outside rails and rollers. The hoist has set rail widths of 35.5 inches.

EH Series



A combination of an EX & HH-model, designed for picking up dead lift containers at low loading angles with an 80° extendable tail section. This hoist has a narrower rail width set at 35 inches.

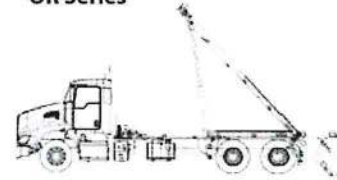
OX Series



An OR-style hoist with a tail that is extendable out to an additional 48°. The hoist has set rail widths of 35.5 inches.

FIXED TAIL MODELS

OR Series



The OR-model (industry standard) is an outside/inside rail and roller hoist set at 35.5 inches wide between rails.

IO Series



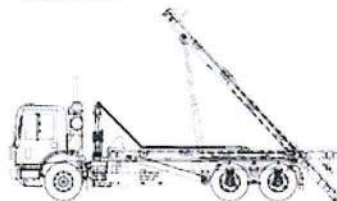
Similar to the OR-model, the IO-model has additional inside rollers (inside of main frame tubes) and inside rails fixed to the top of main frame. The hoist is set at 35.5 inches wide between rails.

HH Series



HH - A shortened and narrowed version of the OR-model that is designed to pick up deadlift containers with a knuckle cable end. The hoist rails are set at 35 inches wide.

SI Series



A cross breed of sorts, the SI-model is unique in the fact that it is designed to pick up a variety of different styles of containers. Specifically it will pick up either outside rail, inside/outside rail and deadlift containers. The hoist is set at 34 inches.

TM Series



A representative of a unique market sector of the TM-model (Trough Mount) is typically a hoist that utilizes a trough section on either side to support the containers as opposed to rollers or rails. Many different variations exist for its dimensions and can be adapted to suit most consumer requirements.

GALBREATH QUALITY

Standard Features



3 micron filtration system (pictured at right) with dual viscosity oil reduces contamination, required maintenance and down time.



Automatic spring loaded front container lock helps ensure containers remain in place.



Hoist frames are huck bolted to chassis, providing unmatched strength and durability (factory mount only).




In-cab Power Tower featuring "plug n' play" wiring and smooth hydraulic activation through air over hydraulic controls.



Oil reservoir equipped with 10 micron breather filter, 3 micron oil return filtration, 100 micron mesh screen suction strainer and fluid level indicator with temperature gauge.



Air assist ICC bumper standard on most cable hoists models (no applicable on H11, EX, E11, IX models, available auto folding ICC bumper as option only; see Available Options below).



Heavy duty rear apron that comes pinle ready and a split bumper come standard on most tandem axle cable hoist models (shown with pinle hook option installed).

Available Options



Heavy duty rear wing skid plate options with or without rear rollers, full length versions are also available.



High quality steel, aluminum and poly constructed toolboxes available.



Heavy duty rear ratchet hold down systems with or without ratchet handles built-in.



Pioneer tarping systems available in a variety of models to fit your application.



Variety of axillary stops, styles and locations to meet customers' needs.

TRUCK SPECIFICATIONS

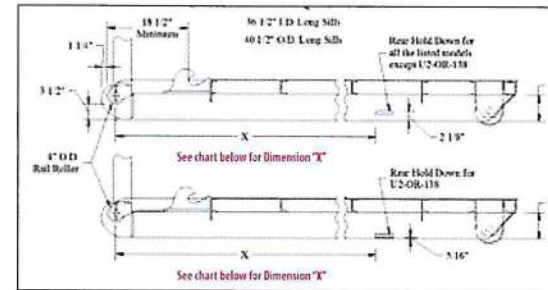
Single axle:

- Front axle: 9,000 lbs. (min.) capacity
- Rear axle: 22,400 lbs. (min.) capacity
- 50,000 psi or more chassis frames
- Minimum section modulus = 17.5 in.³

Tandem axle:

- Front axle: 18,000 lbs. (min.) capacity
- Rear axle: 44,000 lbs. (min.) capacity
- 50,000 psi or more chassis frames
- Minimum section modulus = 24 in.³

CONTAINER REQUIREMENTS



DIMENSION "X"*								
CONTAINER LENGTHS								
MODEL	12 ft.	13 ft.	14 ft.	15 ft.	16 ft.	17 ft.	18 ft.	19 ft. +
All (except U2-EX/IO/OR-138 & U3-EX/IO/OR-156)	Additional info. needed	145 1/2"	145 1/2"	149"	149"	173"	173"	191"
U2-EX/IO/OR-138	Length not recommended	Length not recommended	158"	158"	158"	158"	158"	Length not recommended
U3-EX/IO/OR-156	Length not recommended	Length not recommended	149"	173"	173"	173"	173"	173"

* Dimension "X" is center of rail roller to front of rear hold down

NOTE: Tolerance for all models is +1" / -0" except where container lengths are not recommended or where more information is required.

Holtz Industries, Inc. | 200 South Terrace Court | Newark, OH 4305

TF: 1-800-535-0104 | Web: www.holtzindustries.com