



Holtz Industries, Inc. | 200 South Terrace Court | Newark, OH 43055
TF: 1-800-535-0104 | Web: www.holtzindustries.com

Single Pivot

SINGLE PIVOT HOOK HOISTS

36 ½" HOOK HEIGHT

MODELS: U09-HK & U13-HK

Single Pivot Hook Hoists are designed for a variety of industry applications including waste, construction, recreation, auto, and more. Purpose-built with a fixed 36 ½" hook height, the U09-HK & U13-HK models haul short containers with a lower overall weight. The simple design of the single pivot hook hoist means fewer moving parts and less maintenance.



Standard Features

- Inside air controls mounted in ergonomic power tower featuring Plug And Play™ wiring
- Back-up alarm & hoist up alarm with signal light in cab
- Secondary manual controls mounted outside on driver's side
- Inside frame rail stationary front & rear container hold downs
- Rear transition container supports
- Rear roller is ductile cast iron with bronze bushing
- T1 Steel Hook, Fixed hook height at 36 ½"
- Welded & bolted on roller stools with 4" OD rollers & bronze bushings
- Rear apron & bumper assembly complete with LED lighting and pintle / reese adaptable
- Steel tank with dual sight / temp gauge and internal return filtration
- Warranty: 2-year limited on hydraulic system
- Customized engineering layouts ensure the best fit for each customer
- Engineered and manufactured in the U.S.




Inside air controls in power tower



One piece rear apron / bumper with LED lighting and pintle / reese hitch adaptable



Secondary outside manual control valve with protective cover



Inside frame rail stationary front & rear container hold downs



Steel tank with dual sight/ temp gauge and internal return filtration



Rear transition container supports

FEATURE	U09-HK & U13-HK
Hoist main frame	Adjustable - structural tubing A500 grade C
Jib frame/pivot tube	Structural tubing A500 grade C & A514-T1 steel
Hydraulic pump	Gear type 17.5 GPM @1,500 RPM
Operating pressure	3,500 PSI
Hydraulic valve	2 spool / 25 GPM w/ safety bypass
Oil reservoir	13-gallon steel tank w/ internal return filtration
Lift cylinders	(2) dual acting rod type
Jib cylinders	(1) dual acting rod type
Hinge shaft	2" solid steel
Front stops	Jib fully extended
Hold downs	Stationary front and rear
Container stools	Rollers w/ bronze bearings
Rear Roller	4" flared rear tail rollers; 6" on U13-HK
Pickup Hook	A514-T1 steel
Adjustable hook height	Fixed at 36 ½"



T1 steel hook fixed at 36 ½"



Welded & bolted on roller stools with 4" OD rollers & bronze bushings

Available Options

- Pioneer tarping systems
- Additional container hold downs
- Auxiliary hydraulic hook-ups / wet kits
- Variety of fenders (steel, aluminum & poly)
- Toolbox styles and sizes (steel, aluminum & poly)
- Pintle hook and reese style hitch assemblies
- Scale systems
- Add air for non-air trucks
- Additional LED safety and work light configurations
- Lift axles, tires and rims
- Rear view / back-up camera systems



Pioneer tarping systems



Toolbox styles and sizes (steel, aluminum & poly)



Pintle hook & reese style hitch assemblies



Add air for non-air trucks



Variety of fenders (steel, aluminum and poly)



Rear view / back-up camera

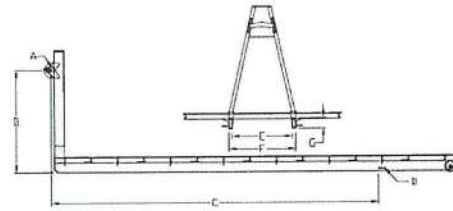
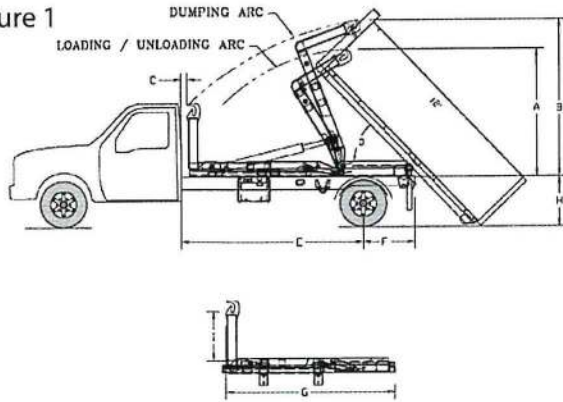


U13-HK-120 shown with Pioneer HR2000PTO tarper and poly fender options



Single Pivot

Figure 1



Model	Lift Bar Dia.	Hook Ht.	Bar to Hold Down	Hold Down Locations	Inside Sill Width	Outside Sill Width	Long Sill Ht.
	A	B	C	D	E	F	G
U09	1 1/2"	36"	95 1/4" min.	Inside	37 1/2" min.	41 1/2" max.	4 1/4" min.
U13	1 1/2"	36"	138" min.	Inside	37 1/2" min.	41 1/2" max.	4 1/4" min.

Notes for Figure 1

- When recommending container lengths, weight distribution, fender interference and overhang are factors. Please consult your local ordinances when determining the model of hoist needed to suit your container needs.
- Factory tested with recommended container length and water level load.
- Total maximum height will depend on the container and frame height. Consult engineering for clearance.
- Frame Height = Top of truck chassis frame to ground. Using 17 1/2" & 22 1/2" tires. Any truck frame higher than 42" will change hoist capacities, dump angle and its ability to snatch onto the bar; consult engineering if higher than 42". Optimized dump angle is achieved with the following containers: 12' on 120" CA and 14' on 132/144" CA's
- This distance does not allow for a behind the cab (BTC) oil reservoir, tarper platform and or room to add a tarper; must add space for those items.
- Air ride suspensions require up to 25" minimum after frame.

Minimum Truck Requirements (Single Axle)

Axle rating: U09 = 6,000 front / 12,000 rear; U13 = 8,000 front / 15,000 rear
Truck torque: 212 ft. lbs.

*The chart below is an example of how to calculate the chassis section modulus (RBM / PSI = SM).
Regardless of the frame YIELD and RBM, the min. SM must be 13.42 in³ or more per each frame rail.

Truck Channel Ht.	RBM	Yield (PSI)	RBM/PSI = SM in ³
10" or more (single wall)	1,610,000- 3,000,000	120,000 psi	13.42 in ³ - 25 in ³
10" or more (double wall)	1,500,000- 3,000,000	100,000 psi	13.42 in ³ - 30 in ³

Note: the single walled 120k psi with RBM less than 1,610,000 would not be acceptable because its SM would fall below the 13.42 in³ minimum specification (1,605,000 / 120,000 = 13.38 in³). For frames less than 10" consult engineering.

Specifications (Single Axle)	U09-HK-84	U09-HK-120	U13-HK-120	U13-HK-132	U13-HK-144
Recommended Container Size - ¹	6' to 10'	8' to 12'	10' to 14' or 12' to 16'	12' to 16'	12' to 16'
Rated Hoist Capacity @ Hook Height ²	9,000 lbs	9,000 lbs	13,000 lbs	13,000 lbs	13,000 lbs
A - Max. Hook Height (Load/Unloading) ^{3,4}	86 3/8"	86 3/8"	91 7/8"	91 7/8"	91 7/8"
B - Max. Hook Height (Dumping) ^{3,4}	95 1/8"	104 3/8"	120 1/4"	120 1/4"	120 1/4"
C - Back of Cab to Hoist ⁵	5"	8"	3 1/2"	3 1/2"	3 1/2"
D - Dump Angle (per recommended container range) ⁴	60° - 50°	64° - 46°	56° - 42°	49° - 35°	49° - 35°
E - (CA) Cab to Axle ⁵	84"	120"	120"	132"	144"
F - After Frame ⁶	35"	35"	38 1/2" or 62 1/2"	50 1/2"	38 1/2"
G - Hoist Length	116 1/4"	144 3/8"	155 or 179"	179"	179"
H - Frame Height ⁴	42" or less	42" or less	42" or less	42" or less	42" or less
I - Hook Height	36 1/2"	36 1/2"	36 1/2"	36 1/2"	36 1/2"
Lift Cylinders - (2) dual acting	5" x 3" x 45"	5" x 3" x 45"	5" x 3" x 45"	5" x 3" x 52"	5" x 3" x 52"
Jib Cylinder - (1) dual acting	3" x 2" x 16"	3" x 2" x 16"	3" x 2" x 37"	3" x 2" x 37"	3" x 2" x 37"
Approximate Weight w/ Standard Features	2,060 lbs.	2,460 lbs.	2,758 lbs.	2,758 lbs.	2,758 lbs.
Cycle Times @ 1,500 RPM (PSI / GPM)	3,500 / 17.5	3,500 / 17.5	3,500 / 17.5	3,500 / 17.5	3,500 / 17.5
Extending Dump	26 sec.	26 sec.	30 sec.	30 sec.	30 sec.
Retracting Dump	17 sec.	17 sec.	19 sec.	19 sec.	19 sec.
Extending Jib	2 sec.	2 sec.	4 sec.	4 sec.	4 sec.
Retracting Jib	1 sec.	1 sec.	2 sec.	2 sec.	2 sec.

Distributed by:

Holtz Industries, Inc. | 200 South Terrace Court | Newark, OH 43055
TF: 1-800-535-0104 | Web: www.holtzindustries.com

